


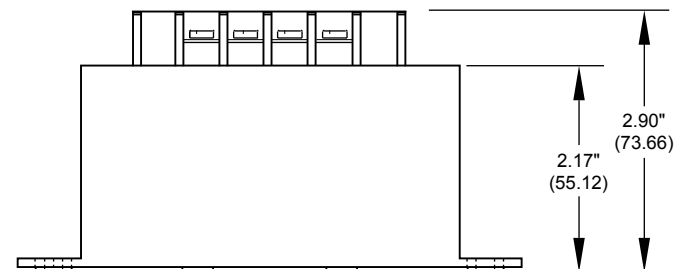
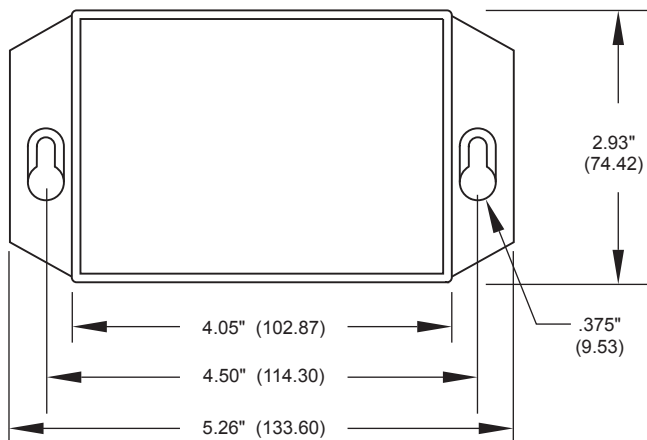
Single-Phase PumpSaver®Plus

Model 235P



Picture may not be representative of actual product.

Size	Current	CT
5 - 7½ HP	27.5 - 42.1	50:5
10 HP	51	75:5
15 HP	75	100:5



The Model 235P PumpSaver®Plus is designed to protect single-phase pumps from dry-well, dead-head, jammed impeller and overvoltage and undervoltage conditions. The PumpSaver®Plus Model 235P protects 5-15 hp, 230V pumps.

A calibration adjustment allows the Model 235P to be calibrated to your specific pumping applications, thereby reducing the possibility of false or nuisance tripping. A unique microcontroller-based voltage and current-sensing circuit constantly monitors the incoming power for fluctuations causing overcurrent and undercurrent. When an abnormality, such as loss of suction is detected, the PumpSaver®Plus deactivates its output relay and directly disconnects the pump motor. The PumpSaver®Plus then begins its user-selectable "Restart Delay" (dry-well recovery) timer. When the timer expires or power is removed and reapplied, the PumpSaver®Plus reactivates its output relay and allows the pump to turn back on.

The Model 235P communicates with a hand-held diagnostics tool called the Informer (sold separately). The Informer displays 15 parameters including calibration points, trip points, running points, and last faults.

An external current transformer is required for operation.

NOTE: The PumpSaverPlus models have a sensitivity adjustment for the dry-well trip point. After calibration is done, you can adjust the sensitivity for the dry-well/dead-head trip point from 70-90% of the full load. This makes the unit even more adaptable to varying pumping applications. If you have a very low producing well, you increase the sensitivity closer to the 90% mark, or if you have a very heavy producing well, you would decrease the sensitivity around the 70% mark.

Specifications

Functional Specifications:	
Adjustments/Settings	
Overcurrent	125% of calibration point
Underload (dry-well)	Adjustable (70 to 90% of calibrated run point)
Overvoltage	265VAC
Undervoltage	190VAC
Number of restarts allowed in a 60-sec. period (rapid-cycling)	4
Trip Delay Times	
Overcurrent	5 seconds
Dry-well	4 seconds
Restart Delay Times	
Over/undervoltage	2 seconds
All other faults	Manual, 2-225 Minutes
Input Characteristics:	
Supply Voltage	230VAC
Load Range	5 - 15 hp (external current transformer required)
Frequency	50/60Hz (Note: 50Hz will increase all delay timers by 20%)
Output Characteristics	
Output Contact Rating-SPST	A300, 720VA@240VAC General Purpose (10 amps max.)
General Characteristics	
Operating Temperature	-40° to 55° C (-40° to 131° F)
Maximum Input Power	5 W
Wire Gauge	Solid or Stranded 10 - 22AWG
Terminal Torque	13 in.-lbs.
Standards Passed	
Electrostatic Discharge (ESD)	IEC 61000-4-2, Level 2, 4kV contact, 6kV air
Surge Immunity	IEC 61000-4-5, Level 4, 4kV line-to-line and line-to-ground
Safety Marks	
cUL Listed	UL508, C22.2 No. 14
Dimensions	5.26" W x 2.93" H x 2.90" D
Weight	14 oz.
Mounting Methods	#8 screws

How to order:

Part Number: 235P

235P-ENCL (for more information see spec sheet for ENCL enclosure)



www.SymCom.com

...your electronic control & protection specialists

(605) 348.5580 / (800) 843.8848 / Fax (605) 348.5685
 customerservice@symcom.com / technicalsupport@symcom.com